

ISS Image Pipe for Alternate CFA Formats

Mayank Mangla, Gang Hua, Shashank Dabral

ABSTRACT

TDAXX ISS offers a powerful and feature rich Image Pipe for processing RAW sensor data and generating a high quality output stream. Image pipe is configurable allowing the users to adjust image quality based on sensor properties and tuning preferences. To enable this TI delivers example processing pipelines in Vision Software Development Kit (SDK) and PC based graphical tool for image quality tuning. A limitation of ISS is that was designed originally for Bayer Color Filter Array (CFA) image format. Bayer format is very popular in viewing applications. However, some Advanced Driver Assistance Systems (ADAS) applications require ISP for other applications (like analytics, autonomous driving, self-parking, and so forth) where non Bayer formats are required. This paper explains how some of the alternate CFA formats can be supported on ISS Hardware Image Pipe with no SW pixel processing.

Contents

1	RCCC Format	2
2	Monochrome.....	3
3	Device Description.....	3
4	RCCB.....	4
5	References	4

Trademarks

All trademarks are the property of their respective owners.

1 RCCC Format

1.1 Introduction

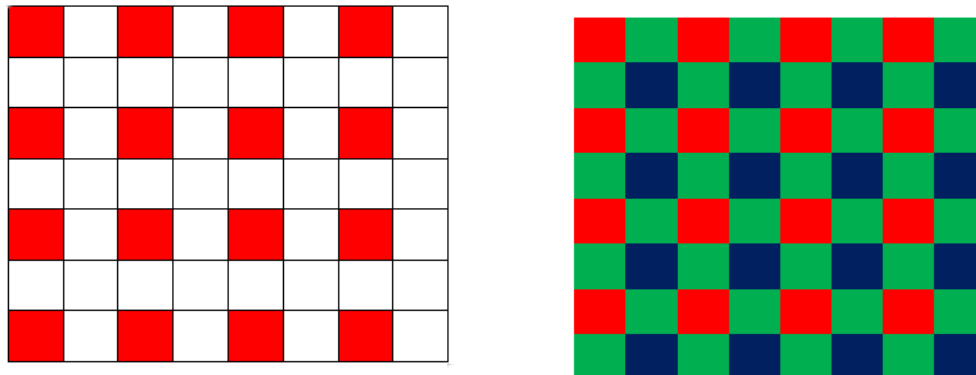


Figure 1. RCCC Format vs Bayer (RGGB)

Bayer CFA has 25% R, 25%B and 25G pixels. For each pixel, only R, G or B is available, but for full color rendering complete RGB information is needed. ISP does it by a technique called CFA Interpolation or demosaicing. Interpolation parameters are programmable through a register interface.

RCCC has 75% “clear” pixels which give the light intensity information and no color information. 25% of the pixels have RED color information. Blue is completely dropped. This is acceptable for either monochrome viewing or for analytics applications where Red information is enough (for example, traffic signal detection). The advantage of this format is that it provides more sensitivity to light and therefore works better in dark conditions.

1.2 Changes Required in ISP

1.2.1 CFA Interpolation Parameters

Table 1. CFA Interpolation Parameters

	Bayer	RCCC
HPF Threshold	600	8192
HPF Slope	570	
MIX Slope	10	1023
Non Directional Weight	16	0

For details and MMR addresses of these registers, see the *Safety Modules* chapter of the *TDA3x SoC for Advanced Driver Assistance Systems (ADAS) Silicon Revision 2.0, 1.0A, 1.0 Technical Reference Manual* (SPRUHQ7H).

1.2.2 Auto White Balance

To be disabled.

1.2.3 Auto Exposure

Same algorithm as for bayer format. However, H3A statistics must be interpreted differently. For example, Vision SDK has a function for converting H3A statistics in bayer format to RGB uses a RGB2YUV matrix multiplication to calculate average luminance. With RCCC format, the statistics already have luminance information. Therefore, this calculation can be bypassed.

1.2.4 Color Correction

To be disabled. Use a unity matrix for RGB2RGB1 and RGB2RGB2.

1.2.5 RGB2YUV Conversion

RGB2YUV conversion step is required to separate Luma and Red components of RCCC image. This is done by using the following conversion matrix.

$$\begin{aligned}
 & \begin{bmatrix} \\ \\ \\ \end{bmatrix} \\
 [Y, U, V] &= [R, G, B] \begin{bmatrix} 0, & 256, & 0 \\ 256, & 0, & 0 \\ 0, & 0, & 0 \end{bmatrix} \\
 & - [0, -128, -128]
 \end{aligned}$$

After the conversion:

- Y contains Luminance information
- U contains Red information
- V contains only zeroes

1.2.6 Rest of Image Pipe

Most of the image pipe is expected to remain the same. IP blocks specific to color must be bypassed or disabled. These include blocks like 3DLUT, Chroma Noise Filter, Chromatic Artifact Reduction etc. LSC and Noise Filters are expected to usable, but the tuning strategy and tuning tool designed for Bayer will not work.

2 Monochrome

2.1 Introduction

3 Device Description

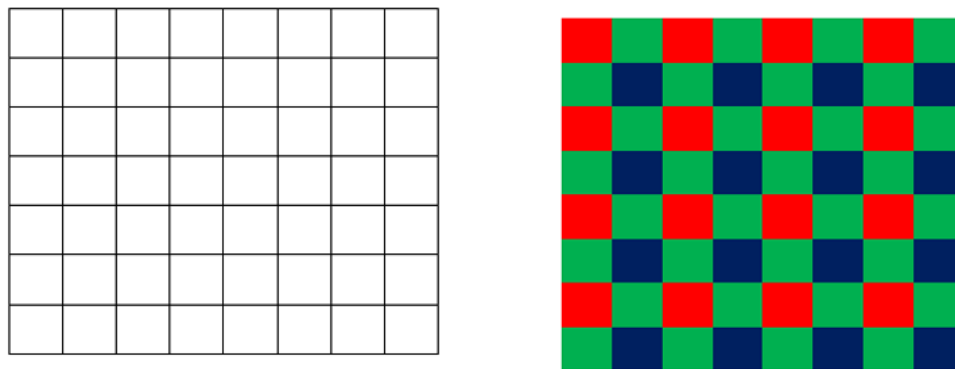


Figure 2. Monochrome Format vs Bayer (RGGB)

Monochrome has 100% “clear” pixels which give the light intensity information and no color information. This is acceptable for either monochrome viewing or for analytics applications where no color information is required (for example, driver monitoring). The advantage of this format is that it provides more sensitivity to light and therefore works better in dark conditions.

3.1 Changes required in ISP

3.1.1 DPC, H3A, NSF3

Treat 12b monochrome input as 12-bit Bayer

3.1.2 GLBCE

Programmed as 12-bit -> 8-bit Gamma.

3.1.3 Auto White Balance

To be disabled.

3.1.4 Auto Exposure

Same algorithm as for bayer format. However, H3A statistics must be interpreted differently. For example, Vision SDK has a function for converting H3A statistics in bayer format to RGB uses a RGB2YUV matrix multiplication to calculate average luminance. With RCCC format, the statistics already have luminance information. Therefore, this calculation can be bypassed.

3.1.5 Rest of Image Pipe

Bypassed. 8-bit YUV is available from GLBCE output stage.

4 RCCB

4.1 Introduction

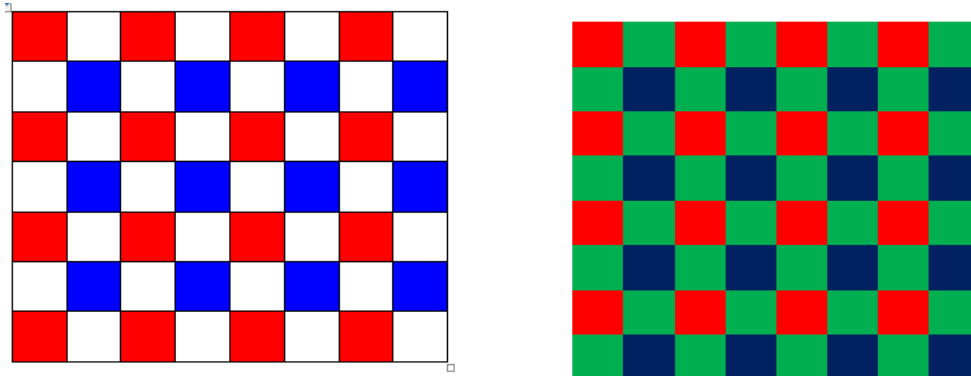


Figure 3. RCCB Format vs Bayer (RGGB)

RCCB is similar to Bayer (RGGB) with the exception that half of the pixels are clear instead of green. The advantage of this format is that clear pixels provide more low-light sensitivity, thus leading to lower noise. This format has potential to allow the same camera for visual as well as analytic application.

4.2 Changes Required in ISP

No change needed. All of the processing to remain same as Bayer. However, strong AWB color gains are needed to make the image visually correct. This may require a modification to AWB algorithm or tuning procedure.

5 References

Safety Modules chapter in the *TDA3x SoC for Advanced Driver Assistance Systems (ADAS) Silicon Revision 2.0, 1.0A, 1.0 Technical Reference Manual (SPRUHQ7H)*

IMPORTANT NOTICE FOR TI DESIGN INFORMATION AND RESOURCES

Texas Instruments Incorporated ("TI") technical, application or other design advice, services or information, including, but not limited to, reference designs and materials relating to evaluation modules, (collectively, "TI Resources") are intended to assist designers who are developing applications that incorporate TI products; by downloading, accessing or using any particular TI Resource in any way, you (individually or, if you are acting on behalf of a company, your company) agree to use it solely for this purpose and subject to the terms of this Notice.

TI's provision of TI Resources does not expand or otherwise alter TI's applicable published warranties or warranty disclaimers for TI products, and no additional obligations or liabilities arise from TI providing such TI Resources. TI reserves the right to make corrections, enhancements, improvements and other changes to its TI Resources.

You understand and agree that you remain responsible for using your independent analysis, evaluation and judgment in designing your applications and that you have full and exclusive responsibility to assure the safety of your applications and compliance of your applications (and of all TI products used in or for your applications) with all applicable regulations, laws and other applicable requirements. You represent that, with respect to your applications, you have all the necessary expertise to create and implement safeguards that (1) anticipate dangerous consequences of failures, (2) monitor failures and their consequences, and (3) lessen the likelihood of failures that might cause harm and take appropriate actions. You agree that prior to using or distributing any applications that include TI products, you will thoroughly test such applications and the functionality of such TI products as used in such applications. TI has not conducted any testing other than that specifically described in the published documentation for a particular TI Resource.

You are authorized to use, copy and modify any individual TI Resource only in connection with the development of applications that include the TI product(s) identified in such TI Resource. NO OTHER LICENSE, EXPRESS OR IMPLIED, BY ESTOPPEL OR OTHERWISE TO ANY OTHER TI INTELLECTUAL PROPERTY RIGHT, AND NO LICENSE TO ANY TECHNOLOGY OR INTELLECTUAL PROPERTY RIGHT OF TI OR ANY THIRD PARTY IS GRANTED HEREIN, including but not limited to any patent right, copyright, mask work right, or other intellectual property right relating to any combination, machine, or process in which TI products or services are used. Information regarding or referencing third-party products or services does not constitute a license to use such products or services, or a warranty or endorsement thereof. Use of TI Resources may require a license from a third party under the patents or other intellectual property of the third party, or a license from TI under the patents or other intellectual property of TI.

TI RESOURCES ARE PROVIDED "AS IS" AND WITH ALL FAULTS. TI DISCLAIMS ALL OTHER WARRANTIES OR REPRESENTATIONS, EXPRESS OR IMPLIED, REGARDING TI RESOURCES OR USE THEREOF, INCLUDING BUT NOT LIMITED TO ACCURACY OR COMPLETENESS, TITLE, ANY EPIDEMIC FAILURE WARRANTY AND ANY IMPLIED WARRANTIES OF MERCHANTABILITY, FITNESS FOR A PARTICULAR PURPOSE, AND NON-INFRINGEMENT OF ANY THIRD PARTY INTELLECTUAL PROPERTY RIGHTS.

TI SHALL NOT BE LIABLE FOR AND SHALL NOT DEFEND OR INDEMNIFY YOU AGAINST ANY CLAIM, INCLUDING BUT NOT LIMITED TO ANY INFRINGEMENT CLAIM THAT RELATES TO OR IS BASED ON ANY COMBINATION OF PRODUCTS EVEN IF DESCRIBED IN TI RESOURCES OR OTHERWISE. IN NO EVENT SHALL TI BE LIABLE FOR ANY ACTUAL, DIRECT, SPECIAL, COLLATERAL, INDIRECT, PUNITIVE, INCIDENTAL, CONSEQUENTIAL OR EXEMPLARY DAMAGES IN CONNECTION WITH OR ARISING OUT OF TI RESOURCES OR USE THEREOF, AND REGARDLESS OF WHETHER TI HAS BEEN ADVISED OF THE POSSIBILITY OF SUCH DAMAGES.

You agree to fully indemnify TI and its representatives against any damages, costs, losses, and/or liabilities arising out of your non-compliance with the terms and provisions of this Notice.

This Notice applies to TI Resources. Additional terms apply to the use and purchase of certain types of materials, TI products and services. These include; without limitation, TI's standard terms for semiconductor products (<http://www.ti.com/sc/docs/stdterms.htm>), [evaluation modules](#), and [samples](http://www.ti.com/sc/docs/sampterm.htm) (<http://www.ti.com/sc/docs/sampterm.htm>).

Mailing Address: Texas Instruments, Post Office Box 655303, Dallas, Texas 75265
Copyright © 2017, Texas Instruments Incorporated